

# **POWER TRACK<sup>®</sup>**

## **FITNESS EQUIPMENTS**




**CATALOGUE - 2025**

Best fitness solutions for home use.  
Choose our top-class Fitness  
Equipments Hitting Your  
Fitness Goal


**60+ LOCATION ALL OVER INDIA**

***Our sales Partner***



# Advance High Technology

over **3,00,000** satisfied customers




**Most Advanced Feature**  
**Bluetooth App Control**

Wireless connectivity  
for your Treadmill  
**Mp3 Connection** with Speakers



## Updated 5-layer running belt

Anti-slip and wear-resistant



**Special Features : Anti-slip and wear-resistant running belt, High strength composite running board, Sturdy powder coated steel frame, User-centric control panel, Safety tether key ,CE, RoHS certified**



**PT-505**

**MOTORISED  
TREADMILL**

**Powerful 3 HP Energy Efficient DC Motor**

**Manual Incline 3 Level**

**Maximum User Weight 100 Kg**

**5 Inch Blue LED Display Showing Time,  
Speed, Distance, Heart Rate & Calorie**

**Speed & Program : 1-12 KM/H, 12 Preset Workout**

**Running Surface : 43.3\*16 Inch**

**Manual Lubrication For Running Belt**

**Additional Features : Bluetooth, MP3, Express Button,  
AUX, Dual drink holders, Loud Speakers**

**YOUR WHOLE FAMILY  
CAN JOIN IN**



**PT-111**

**MOTORISED  
TREADMILL**

**Powerful 4 HP Energy Efficient DC Motor**

**Manual Incline 3 Level**

**Maximum User Weight 120 Kg**

**5 Inch Blue LCD Display Showing Time, Speed,  
Distance, Heart Rate & Calorie**

**Speed & Program : 1-12 KM/H, 10 Preset Workout**

**Running Surface : 45.2\*16 Inch**

**Manual Lubrication For Running Belt**

**Suspension points: 6 point Rubber cushion**

**Additional Features : Bluetooth, MP3, Express Button,  
AUX, Dual drink holders, Loud Speakers**





DESIGNED BY **GERMANY**

**PT-2010** **MOTORISED  
TREADMILL**

**Powerful 4 HP Energy Efficient DC Motor**

**Manual Incline 3 Level**

**Maximum User Weight 120 Kg**

**5 Inch Blue LED Display Showing Time,  
Speed, Distance, Heart Rate & Calorie**

**Speed & Program : 1-14 KM/H, 10 Preset Workout**

**Running Surface : 47.6\*16 Inch**

**Manual Lubrication For Running Belt**

**Suspension points: 6 point Rubber cushion**

**Additional Features : Bluetooth, MP3, Express Button,  
AUX, Dual drink holders, Loud Speakers**

# COMMERCIAL GRADE FRAME

A FITNESS PARTNER THAT WILL BE  
WITH YOU ALL THE WAY

## Pulse Sensors

Quick access to speed + / - &  
Start / Stop as well as Pulse Pads

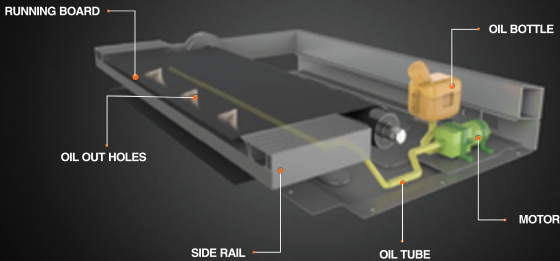


## Easy to move

Workout wherever is most  
convenient



## Automatic Lubrication System for Treadmills



JOINT SUPPORT BUTTERFLY DUAL  
SPRING SHOCK ABSORPTION SYSTEM

FOR ULTIMATE RUNNING EXPERIENCE



DESIGNED BY **GERMANY**

**PT-222**

**MOTORISED  
TREADMILL**

**Powerful 4 HP Energy Efficient DC Motor**

**Manual Incline 3 Level**

**Maximum User Weight 120 Kg**

**5 Inch LCD Blue Display Showing Time, Speed,  
Distance, Heart Rate & Calorie**

**Speed & Program : 1-14 KM/H, 12 Preset Workout**

**Running Surface : 49.2\*16.5 Inch**

**Auto Lubrication For Running Belt**

**Joint Support Butterfly Dual Spring Shock**

**Absorption System**

**Suspension points : 6 point Rubber cushion**

**Additional Features : Bluetooth Smart Mobile App,  
MP3, Express Button, AUX, Dual drink holders,  
Loud Speakers**



**PT-333** **MOTORISED  
TREADMILL**

**Powerful and Energy Efficient 4 HP DC Motor**  
**Manual Incline 3 Level**  
**Maximum User Weight 120 Kg**  
**7 Inch LCD Blue Large Display Showing Time,  
Speed, Distance, Heart Rate & Calorie**  
**Speed & Program : 0.8 -18 KM/H,12 Preset Workout**  
**Running Surface : 52\*18 Inch**  
**Self Lubrication For Running Belt**  
**Suspension points : 6 point Rubber cushion**

**Additional Features : Bluetooth, MP3,  
Express Button, AUX, Dual drink holders,  
High Quality Speakers**

# POWER TRACK

FITNESS EQUIPMENTS



- Abdominal Vibrator
- 1 kg Dumbbell
- Twist & Waist, Sit Up



DESIGNED BY **GERMANY**

**PT-444**

**MULTI FUNCTIONAL  
MOTORISED TREADMILL**

**Powerful 4 HP Energy Efficient DC Motor**

**Auto Incline 15 Level**

**Maximum User Weight 120 Kg**

**5 Inch LCD Blue Display Showing Time,  
Speed, Distance, Heart Rate & Calorie**

**Speed & Program : 1-14 KM/H, 12 Preset Workout**

**Running Surface : 49.2\*16.5 Inch**

**Auto Lubrication For Running Belt**

**Joint Support Butterfly Dual Spring Shock**

**Absorption system**

**Suspension points : 6 point Rubber cushion**

**Additional Features : Bluetooth Smart Mobile App,  
MP3, Express Button, AUX, Dual drink holders,  
Loud Speakers**



**PT-600 SEMI COMMERCIAL  
MOTORISED TREADMILL**

Powerful 5 HP Energy Efficient DC Motor  
Auto Incline 15 Level  
Maximum User Weight 130 Kg  
7 Inch Blue & Yellow LCD Large Display Showing Time,  
Speed, Distance, Heart Rate & Calorie  
Speed & Program : 1 - 16 KM/H, 12 Preset Workout  
Running Surface : 1320\*480 MM (52\*19 Inches)  
Net Weight 80 kgs / Gross Weight 90 Kgs  
Self Lubrication Running Belt  
Joint Support Butterfly Dual Spring  
Shock Absorption System  
Suspension points: 6 point Rubber cushion

---

**ERGONOMICALLY DESIGNED  
ERGO HANDLE BAR &  
DURABLE FRAME STRUCTURE  
WITH SHOCK ABSORBER SYSTEM  
FOR ULTIMATE RUNNING EXPERIENCE**

---



**PT-900**

**AC MOTORISED  
TREADMILL**

**Powerful & Energy Efficient 3 HP AC Low Motor  
Auto Incline 15 Level**

**Speed & Program : 0.8 – 18 km/h ,  
12 Preset Program + 1 Manual**

**7" LCD Blue Screen Large Display – Time, Speed,  
Distance, Heart Rate and Calories**

**Running Surface (L x W) : 51 x 18 inches**

**Manual Lubrication For Running Belt**

**Maximum User Weight 130 Kgs**

**Joint Support Butterfly Dual Spring**

**Shock Absorption System**

**Suspension points: 6 point Rubber cushion**

**Additional Features : USB Reader, Bluetooth, MP3,  
Express Button, AUX, Dual drink holders,  
High Quality Speakers**



**PT-909** **COMMERCIAL  
MOTORISED TREADMILL**

**Powerful 6 HP Energy Efficient AC High Insulation Motor**  
**Display : Exquisite smooth glossy control panel & touch keypad with 6 Window LED & Lap Screen Showing Speed, Time, Distance, Calorie, Pulse & Incline**  
**1 body fat and manual Program**  
**Speed & Program : 1.0-20 km/h & 15 Pre-set Program**  
**Auto Incline 20 Level**  
**Running Surface (L\*W) : 1498\*508 MM (59\*20 Inches)**  
**Maximum User Weight 180 Kg**

---

**ERGONOMICALLY DESIGNED  
ERGO HANDLE BAR &  
DURABLE FRAME STRUCTURE  
WITH SHOCK ABSORBER SYSTEM  
FOR ULTIMATE RUNNING EXPERIENCE**

---





**PT-302 ORBITRACK**

***Display : LCD Large Screen, Time, Speed  
Distance, Calories and Heart Rate  
Resistance Controlled System  
Super Smooth Drive & Precise Control  
Conveniently Pulse Placed on Handel Rails  
Self Balanced Pedal,  
Seat Adjustment Vertical 6 Level & 8 C.M.  
Horizontal  
Maximum User Weight :110 Kg***



**PT-3020**

**Magnetic Elliptical  
Cross Trainer**

***Display : LCD Large Screen, Time, Speed  
Distance, Calories and Heart Rate  
8 Level Magnetic Tension Controlled  
Resistance System, Super Smooth Drive &  
Precise Control Over the Resistance  
Conveniently Pulse Placed on Handel Rails  
Self Balanced Pedal,  
Fly Wheel 7 Kg  
Seat Adjustment Vertical 6 Level & 8 C.M.  
Horizontal  
Maximum User Weight : 120 kgs***



**PT-300**

**Magnetic Elliptical  
Cross Trainer**

***Display : LCD Large Screen, Time, Speed  
Distance, Calories and Heart Rate  
8 Level Magnetic Tension Controlled  
Resistance System, Super Smooth Drive &  
Precise Control Over the Resistance  
Conveniently Pulse Placed on Handel Rails  
Self Balanced Pedal,  
Maximum Stride Length 18 Inches  
Fly Wheel 8 Kg  
Seat Adjustment Vertical 6 Level & 8 C.M.  
Horizontal  
Maximum User Weight : 120 Kgs***



**PT-2055    Magnetic Elliptical  
Cross Trainer**

***Display : LCD Large Screen, Time, Speed  
Distance, Calories and Heart Rate  
8 Level Magnetic Tension Controlled  
Resistance System, Super Smooth Drive &  
Precise Control Over the Resistance  
Conveniently Pulse Placed on Handel Rails  
Self Balanced Pedal,  
Maximum Stride Length 21 Inches  
Fly Wheel 12 Kg  
Seat Adjustment Vertical 6 Level & 8 C.M.  
Horizontal  
Maximum User Weight :130 Kg***



**PT-2080 Magnetic Elliptical  
Cross Trainer**

***Display : LCD Large Screen, Time, Speed  
Distance, Calories and Heart Rate  
8 Level Magnetic Tension Controlled  
Resistance System, Super Smooth Drive &  
Precise Control Over the Resistance  
Conveniently Pulse Placed on Handel Rails  
Self Balanced Pedal,  
Maximum Stride Length 24 Inches  
Fly Wheel 14 Kg  
Seat Adjustment Vertical 6 Level & 8 C.M.  
Horizontal  
Maximum User Weight :140 Kg***



**EFX - 500    Magnetic Elliptical  
Cross Trainer**

***Display : LCD Large Screen, Time, Speed  
Distance, Calories and Heart Rate  
10 Level Magnetic Tension Controlled  
Resistance System, Super Smooth Drive &  
Precise Control Over the Resistance  
Conveniently Pulse Placed on Handel Rails  
Self Balanced Pedal,  
Maximum Stride Length 24 Inches  
Fly Wheel 14 Kg  
Seat Adjustment Vertical 6 Level & 8 C.M.  
Horizontal  
Maximum User Weight :130 Kg***

# HOME GYM

**BUILD YOUR  
DREAM BODY**



DESIGNED BY **GERMANY**



**PT-777**

**MULTI FUNCTIONAL  
HOME GYM**

**Total Stack Weight 45 Kgs**

**Tensile Strength Cables 600 Kgs**

**Maximum User Weight 100 Kgs**

**Total Weight 82 Kgs**

**Assemble Dimension : 1370\*1040\*2040 MM**

**Main Frame Tube : 50\*50\*1.6 MM**

**No Of Plates : 9 Plates**

**Stack Weight : Each Stack 5 Kgs**

**Exercise : Lat Pec Deck, Chest Press, Seated Row,  
Bench Press, Preacher Curl, Leg Extension,  
Tricep Extension, Abductor & Adductor**

# **MULTI FUNCTIONAL HOME GYM**

**PT-999**

**BUILD YOUR  
DREAM BODY**



DESIGNED BY **GERMANY**



## **21 EXERCISE IN ONE MACHINE**

**Total Stack Weight 75 Kgs**

**Commercial Grade Aircrafts Cables 600 Kgs**

**Maximum User Weight 160 Kgs**

**Net Weight 140 Kgs / Gross Weight 150 Kgs**

**Assemble Dimension : 1370\*1040\*2040 MM**

**Main Frame Tube : 50\*75\*1.6 MM**

**No Of Plates : 13 Plates**

**Exercise : Preacher Curl (Biceps / Triceps),**

**Lat PullDown (Front & Back), Seated**

**Chest Press, Pec Deck, Row**

**(Seated, Middle, Low), Leg Extension, Inner**

**& Outer Thigh, Bench Press**



# MASSAGERS



## **THERAPY MASSAGE GUN**

**30 Level Speed Adjustable**  
**6 Attachable Massage Heads**  
**Touch Screen Display**  
**Rechargeable ,**  
**One touch power button**  
**Easy to carry case**

## **SMART SCALP MASSAGER**

**360 Degree kneading Massage**  
**3 Mode Switch**  
**IPX Waterproof**  
**6 Massage Techniques**  
**Rechargeable | Light Weight**  
**Both Wet & Dry**



## **SHOULDER NECK MASSAGER**

**2 Modes | 2 Level Speed**  
**6D Massage Heads**  
**Massage for Shoulder, Thigh,**  
**Waist & shank**  
**Continuous & Self Rotation**  
**Rechargeable | Light Weight**  
**Hands free | Wireless design**